

Desk
genie
User's Manual

Phone Block with 2 USB Hub and Card Reader

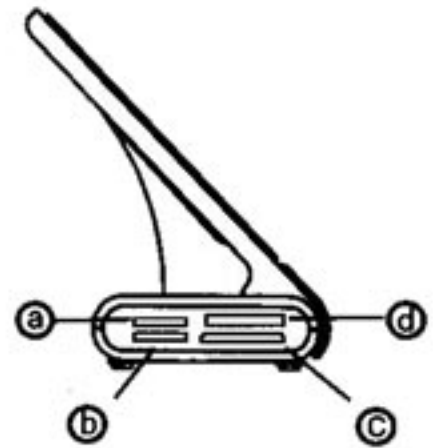
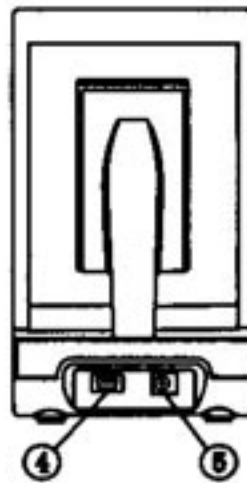
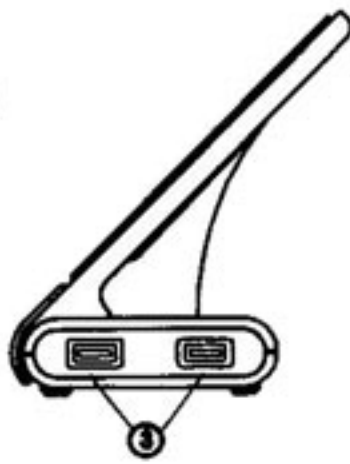
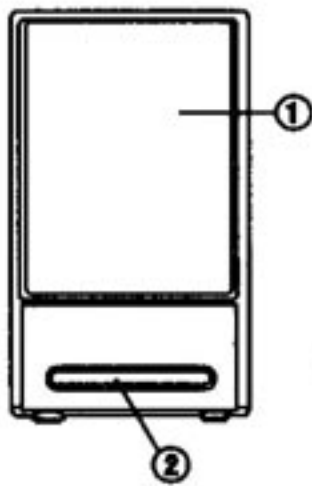
HIGH-SPEED USB 2.0

Note! Please read this information before using the product.



PRODUCT FEATURES


- Hold some portable device on the stand surface.
- 4 USB 2.0 Hi-speed ports.
- USB 2.0 specification, compatible with USB 1.1.
- Plug and Play, no software required
- Support data transfer rate at 1.5/12/480 Mbps.
- Support Mac OS 8.6 or above.
- The multi-function card reader can read many kinds of memory cards
- Charging for mobile phone and Mp3/4



- ① Device Holder**
Hold some portable device on this surface.
- ② Blue LED Power Indicator**
When connect with PC, the blue light will turn on.
- ③ 4 USB Ports**
For all electronic devices whit USB connector.
- ④ USB Mini Port**
Insert one end of USB cable to the USB mini port, date and power get from the computer/notebook.
- ⑤ DC Power Jack(+5V DC 1.2A, Max.6W)**
For external power supply adaptor used.
Can also be connected with charging cable, charging for mobile phone and Mp3/4
- a** This card reader port can read M2 card
- b** This card reader port can read MS/MS PRO DUO
- c** This card reader port can read T-Flash Micro SD
- d** This card reader port can read SD/MMC/RS MMC/Mini SD

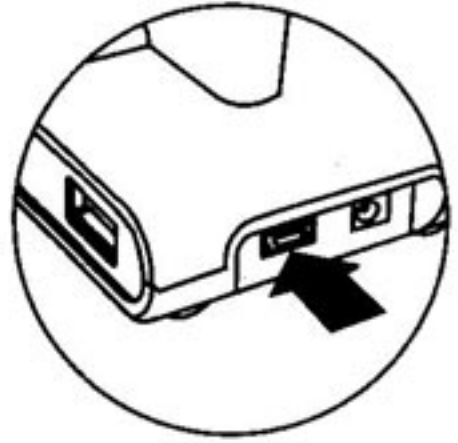
OPERATION

- In the first time connection, the USB Hub is automatically detected and ready for use.
- You can connect up to 4 different devices to the USB Hub.
- If any USB ports fails to connect ,please remove all devices from the Hub and reconnect the Hub to the computer. The USB Hub should be functioning normally again.
- Notice: Four reader ports cannot be used at the same time



Product detail

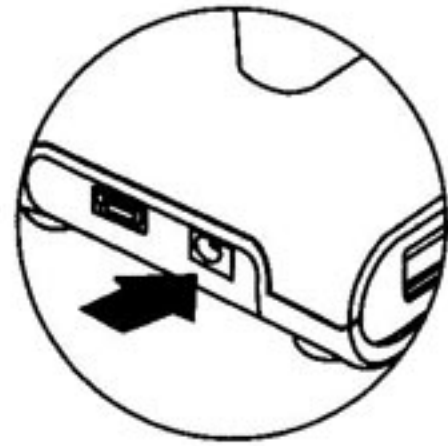
- ① Connect a USB2.0 Hub and computer or notebook by USB cable.



- ② Plug a USB device to the USB2.0 hub, a real plug and play device.



- ③ If there are over 2 USB devices that your would like to plug into the USB2.0 Hub, may be require to supply the power by USB power cable.
(External power supply adaptor which output is +5V DC 1.2A,Max.6W)
Can also be connected with charging cable, charging for mobile phone and Mp3/4



SYSTEM REQUIREMENTS

- A computer platform with a USB1.1 or 2.0 host connector port
- PC with operation Windows 98 SE or above
- Mac OS8.6 or above

PRODUCT CARE

- Do not expose your product to liquid.
- Do not expose your product to extreme high or low temperature.
- Do not expose your product to lit candles, cigarettes, cigars, or open flames.
- Do not drop, throw or try to bend the product.
- Do not attempt to disassemble your product.
- Do not allow children under 4 years old to play with the product.

TROUBLE SHOOTING

- Blue power indicator do not light up or Hub do not detect from computer or notebook.
 - Check the USB cable plug into a Hub and USB port of computer or not.
 - Ensure the output function of the USB port work in properly.
- Viscosity of surface of device holder decrease or do not hold anything on the surface easily.
 - Use a soft,damp cloth to remove dust on the surface gently.
- Notice: Four reader ports cannot be used at the same time



PRODUCT DESCRIPTION

USB signal for downstream ports	2
The highest data transfer rate	480 Mbps(USB 2.0/High Speed), 12 Mbps(USB 1.1/Full Speed), 1.5 Mbps(USB 1.1/Low Speed),
Power output from hub	DC 5V 500 mA
Operating temperature	-10°C to 40°C
Storage temperature	-25°C to 65°C

